


# HM 03 Manifold Block

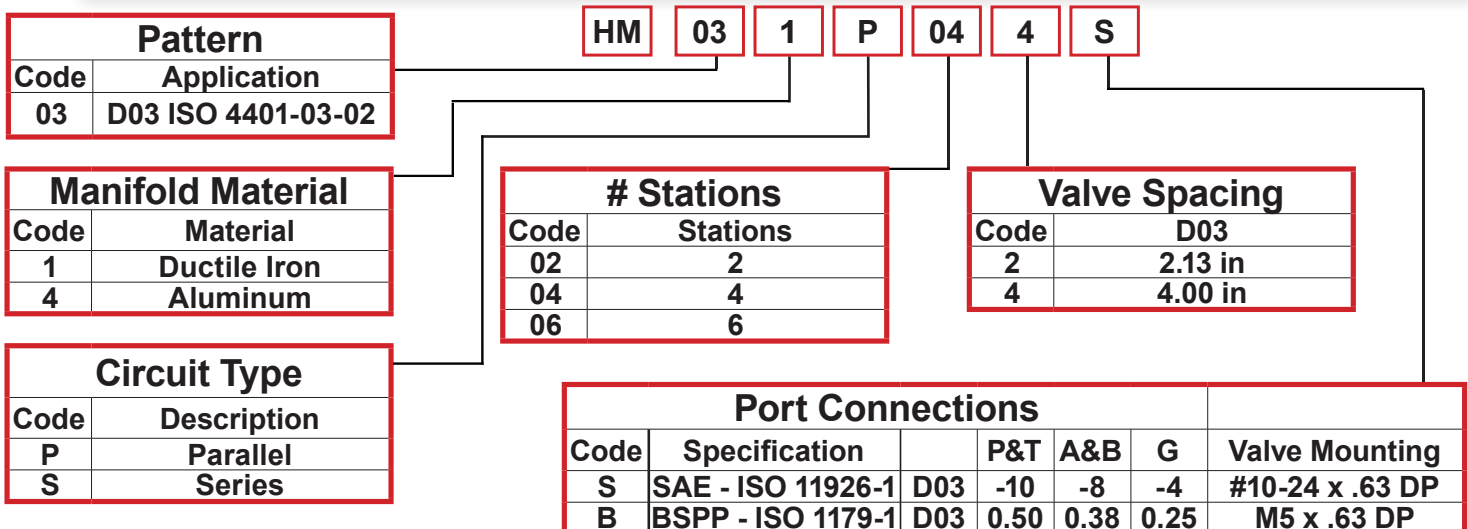
Hydraulic circuits simplified using standard D03 Control Valves



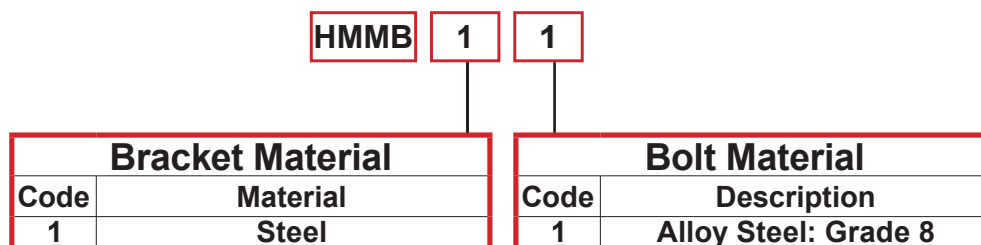
DMIC's manifold blocks, also known as bar manifolds, provide industry standard mounting of four-port hydraulic directional control valves in accordance with ISO 4401 mounting hole patterns.

- Three sizes to accommodate up to six stations.
- Parallel or series circuits supported.
- P, T, A, B, and G ports provided.
- SAE and BSPP ORB port connection options.
- Ductile Iron 65-45-12 construction, 5000 max psi.
- Aluminum 6061-T6 construction, 3000 max psi.
- Available relief valve cavity option - contact DMIC

## Ordering Codes Summary



## Hydraulic Manifold Mounting Bracket



# HM 03 Manifold Block

## Hydraulic Manifold Cover Plate

Pattern	
Code	Application
03	D03 ISO 4401-03-02

Cover Material	
Code	Material
1	Steel
4	Aluminum: 6061-T6

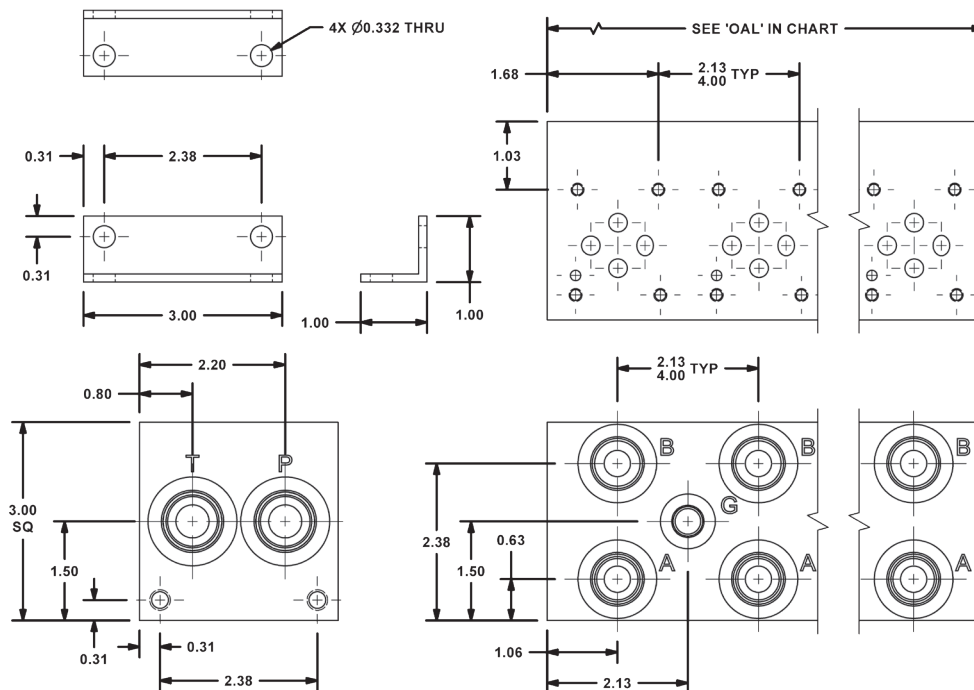
Bolt Material	
Code	Description
1	Alloy Steel: Grade 8

HMCP 03 1 1 1 1

O-Ring Material	
Code	Material
1	Buna Nitrile
3	Viton

Bolt Type	
Code	Type
1	Unified
2	Metric

Dimensions (in)	# of Stations	02	04	06
D03	OAL (Code 2 spacing)	4.25	8.50	12.75
	OAL (Code 4 spacing)	6.13	14.13	22.13



Note: Changes from Standard Materials may result in changes to temperature and/or pressure rating. Due to our policy of continual product improvement, the specifications in this catalog may change without notice. When designing by spec, please request a certified print.

